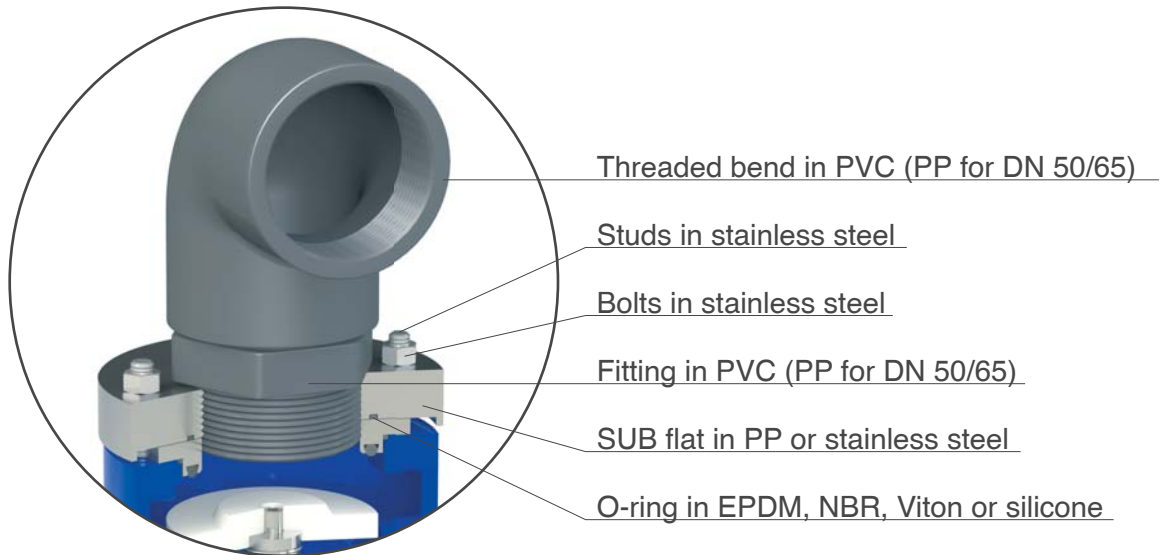




Wastewater combination air valve - Mod. SCF Version for submerged applications - SUB series

Version for submerged applications, SUB series, with threaded elbow for air conveyance, standard for DN 50/65, is available on request for other DN. The design sprang from the necessity of having an air valve performing also in case of flood, without the risk of contaminated water entering the pipeline. Another benefit of SUB is to avoid the spray effect, reducing noise and conveying spurts coming from possible rapid closure of the air valve.



Technical data

Working conditions

Waste water max. 60°C.
Maximum pressure 16 bar.
Minimum pressure 0,1 bar.
Higher temperatures on request.

Evacuation bends

Evacuation bend sizes in relation to air valve DN.

	Bend
DN 50/80	1" 1/2
DN 100	2" 1/2
DN 150/200	4"

Standard

Designed in compliance with EN-1074/4 and AWWA C-512.
Flanges according to EN 1092/2.
Epoxy painting applied through fluidized bed technology blue RAL 5005.
Changes on the flanges and painting details available on request.

Nozzle choice

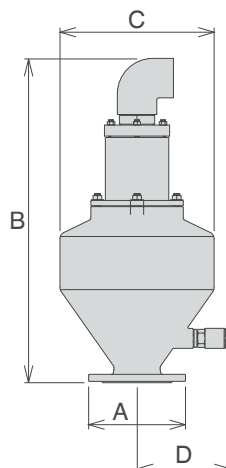
Nozzle diameter in mm according to the size of the air valve and the PN.

	PN 10	PN 16
DN 50/80	2,4	2,4
DN 100	3	3
DN 150/200	4	4

Weights and dimensions

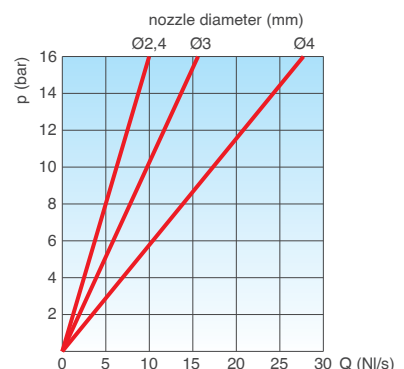
DN mm	A mm	B* mm	C mm	D mm	Wt Kg
50/80	185	670	300	190	28
100	220	785	350	202	39
150	285	1030	488	243	74
200	340	1030	488	243	78

*: maximum dimension (of the RFP model).
All values are approximate, consult CSA service for more details.



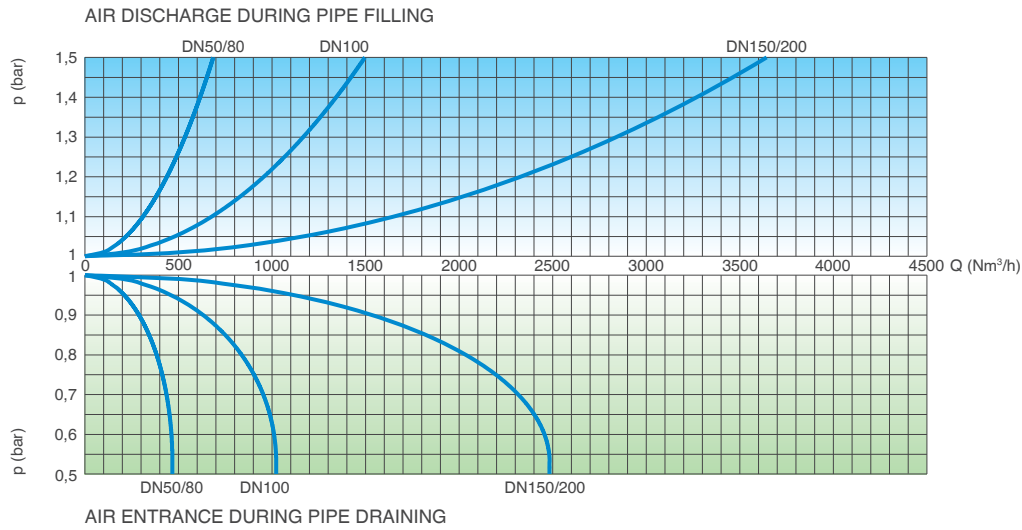
Air flow performance chart in working conditions

AIR RELEASE DURING WORKING CONDITIONS



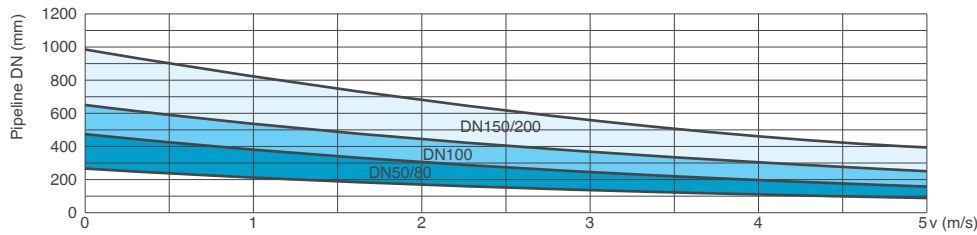
Technical data

SCF SUB - Air flow performance charts

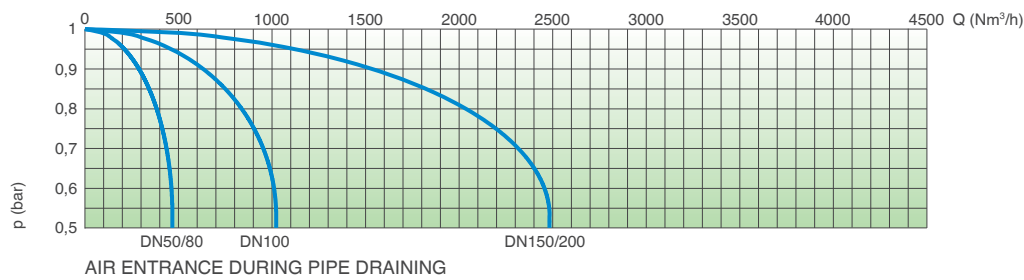


SCF AS SUB - Air valve selection chart

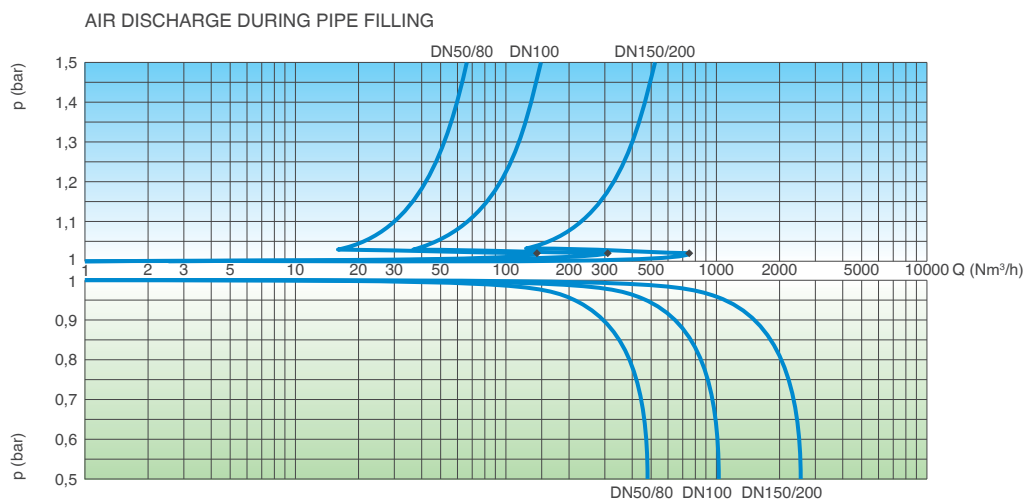
Air valve size as a function of pipeline internal diameter and fluid flow velocity expressed in m/s.



SCF AS SUB - Air flow performance charts



SCF RFP SUB - Air flow performance charts



The air flow charts were created in Kg/s from laboratory tests and numerical analysis, then converted using a safety factor.